



ANNUAL EXECUTIVE REPORT

Georgetown Police Department

2022-2023

ABSTRACT

The Georgetown Police Department Training Division tracks training data, statistics and totals in various comprehensive continuing education categories. This Executive Summary is for the fiscal year of Oct 1, 2022 – Sept 30, 2023.



Georgetown Police Department Training Annual Executive Report 2022 - 2023

Purpose

The Georgetown Police Department Training Division tracks training data, statistics and totals in various comprehensive continuing education categories which are provided directly to the employee by the department. This Executive Report is for the fiscal year of **Oct 1, 2022 – Sept 30, 2023**. The numbers in this report are a general representation of the training data that the Training Division compiled and managed throughout the fiscal year. These training totals can be analyzed further to provide more specific details as needed. *This training does not include city mandated training typically provided by Human Resources, City Manager’s Office, Finance, Information Technology, Workday Learning System, etc.*

The following overview is an overarching view of this data to form an executive report for the Office of the Chief and the Training Advisory Board.

Overview

TRAINING CONTACT HOURS - Continuing Education							
	GPD In-service	GPD Hosted	GPD Out of Department	GEORGETOWN TOTAL HRS	Other Texas Agency	Out of State Agency (Feds added in 2023)	Total Contact Hours
FY18/19	9,458	3,194	4,784	17,436	49,444	376	67,256
FY19/20	7,967	1,844	2,059	11,870	27,062	877	39,809
FY20/21	9,104	2,118	2,520	13,742	25,190	272	39,204
FY21/22	6,460	2,649	3,620	12,729	40,635	1,308	54,672
FY22/23	9,813	4,212	4,469	18,494	43,186	5,177	66,857

Green indicates Growth from previous Year, Red indicates Decline from previous year

Attendance at the PSOTC

Attendance and Training Hours by Class Type at PSOTC

The Georgetown Police Department Training Division managed, coordinated, and implemented approximately **134** 'hosted' classes and conducted **190** 'In-service' classes.

'Hosted' class is defined as co-hosting a training class or conference with a partnering third party company, business or organization that provides instructors to conduct continuing education that may or may not be attended by Georgetown Police employees AND is attended predominately by officers/students from other agencies or organizations.

'In-service' class is defined as conducting training that is primarily attended by Georgetown Police employees and/or is typically taught by Georgetown Police instructors. Occasionally, outside instructors may be brought in to teach an 'In-service' class.

A further breakdown of this Category:

Category	Hosted Totals		In-service Totals		Hosted and In-service	
	2023	2022	2023	2022	2023	2022
Total Courses	134	118	190	167	324	285
GPD Officers Attending	156	84	1718	1032	1874	1116
GPD Civilians Attending	60	17	62	69	122	86
Other TX Agencies	1967	2183	524	264	2491	2447
Out of State (OOS) <i>includes Feds</i>	490	21	0	0	490	21
Total Attending	2673	2301	2304	1369	4977	3670
Course Hours Total	2150	1872	1242	961	3392	2833
Total Student Hours	47476	41170	14912	9882	62388	51052
GPD Student Hours –Sworn + Civilian	4212	2649	9813	6460	14025	9109
Other TX Student Hours	38087	37373	5099	3262	43186	40635
OOS Student Hours <i>includes Feds</i>	5177	1308	0	0	5177	1308

S
T
U
D
E
N
T
S
&
H
O
U
R
S

Employee Development

Georgetown Police Department staff, of approximately 137 strong, received approximately 18,494 hours of training. They attended training (**hosted, in-service, out of department, and online**) approximately 2,153 times. The breakdown for sworn staff and civilian staff is as follows:

Sworn Count (SOF)	Last Year Sworn (SOF)	Total Training Hours	LY Total Training Hours	Total Times in Seat	LY Times in Seat	Average Hours/Sworn	LY Avg. Hours/Sworn
104	90	17,219	11,885	2026	1,220	165.57	132.06
Civilian Count (SOF)	Last Year Civilian (SOF)	Total Training Hours	LY Total Training Hours	Total Times in Seat	LY Times in Seat	Average Hours/Civilian	LY Avg. Hours/Civilian
33	33	1275	844	127	97	38.64	25.58
						Average Hours/Employees	LY Avg. Hours/Employees
Employee Total		18,494	12,729	2,153	1,317	134.99	103.49

SOF=Strength of Force

Employee Training/Travel and Expenses

The Training Division tracked and managed approximately **\$106,642** in training associated fees and expenditures. *The Chief's Office tracked the total, final department training expenditure which had other department training expenses, not tracked by the training division which are not reflected in this report. \$120,326 was the total 'Training' budget.*

Training to Employees

Georgetown PD employees (Civilian and Sworn) attended training outside of the department approximately **157** (5 Civilian, 152 Sworn) times in this fiscal year. The total hours attended by Georgetown PD employees for this out of department training was approximately **4,469** hours.

The total cost of this training with associated expenses to send employees out of the organization to attend department approved training was approximately **\$83,846**. **There were 38 online courses, for 402 hours and approx. \$4,561 spent on online courses, taken by sworn & civilian this year.*

Employees Total Training Not at PSOTC		
	2023	2022
TOTAL students attended training	157	115
TOTAL student hours	4469	3620
Sworn attending	152	104
Sworn student hours	4357	3372
Civilian attending	5	11
Civilian student hours	112	248
TOTAL Online courses attended	38	18
Sworn	37	15
Non-sworn	1	3
TOTAL Online Student hours	402	420

Breakdown of Training Costs Associated with Out of Department Training:

Registration Fee	Meals	Hotel	Airfare	Car Rental	Misc.	Total
\$55,176	\$15,997	\$31,415	\$2,951	\$994	\$109	\$106,642

Employee Summary

2022-2023	Out of Department	Hosted and In-Service	Total
Course Hours	4,469	14,025	18,238
# of Employees/Times in Seats	157	1,996	2,150
Costs	\$88,406	\$18,236	\$106,642

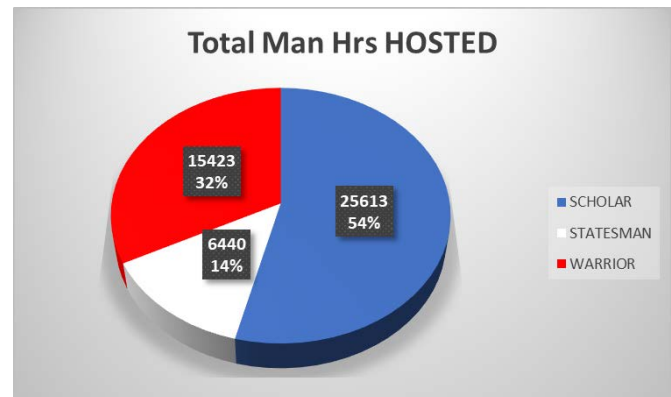
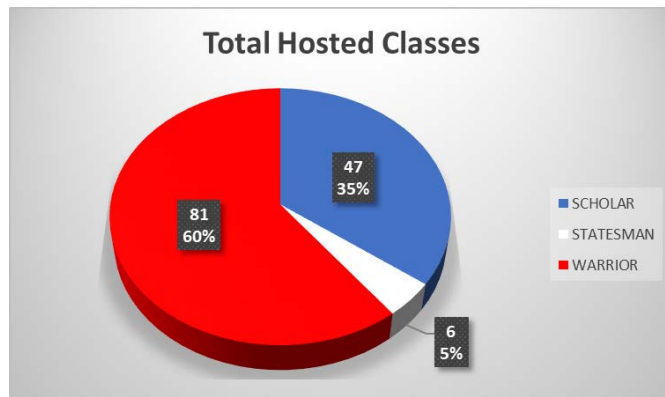
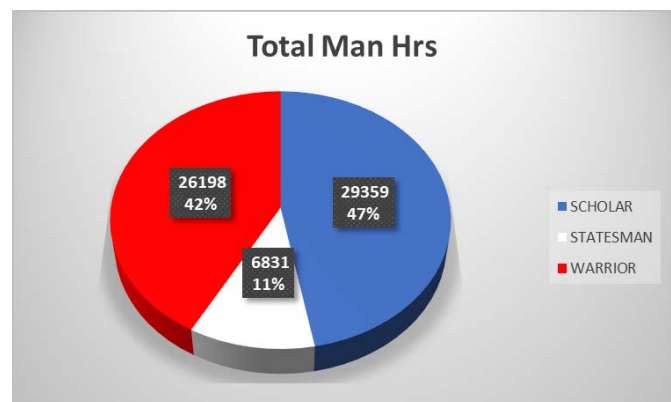
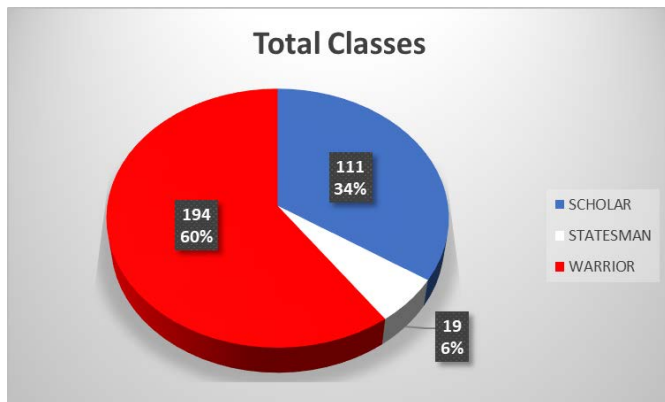
Training by Topic Categories

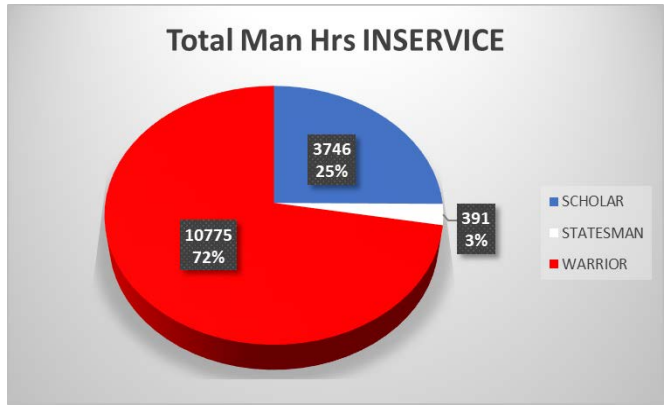
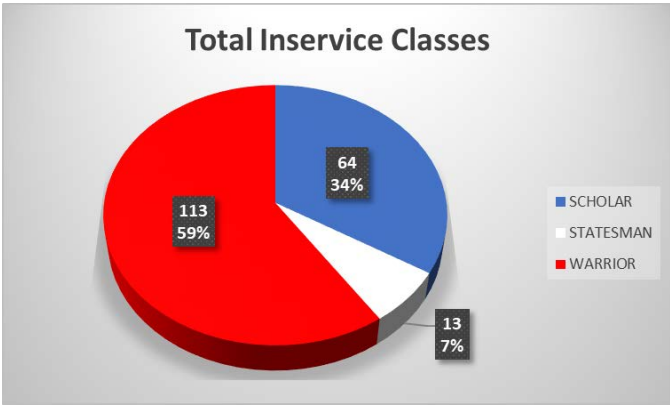
The Georgetown Police Department provides training in various topics and subject matter. It gathers statistical information in various general topics which are categorized into three groups: Scholar, Statesman, Warrior. The following general topics and groups are categorized as follows:

Scholar	Statesman	Warrior
Drugs/interdiction Investigations Legal Management & Supervision Specialized Tactical Mindset Technology Telecommunicator Traffic Use of Force	Communications & Citizen Interaction Ethics Interviewing Leadership - external Leadership - Internal Mental Health/Crisis Based	Combatives/Defensive Tactics Driving Firearms Fitness Less Lethal Weapons RBT/Active Shooter/Scenario Based Tactical (Hands-on)

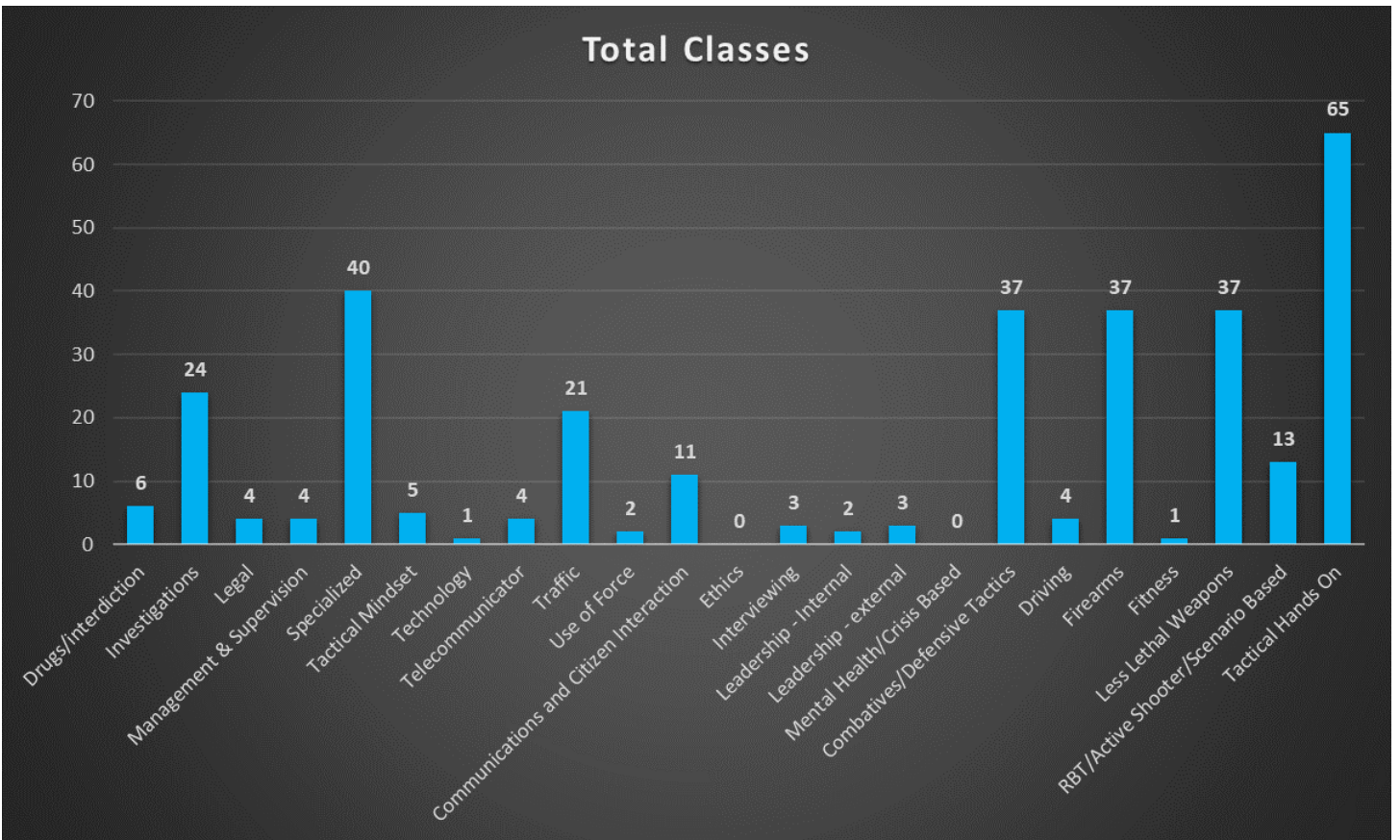
The following charts and graphs provide a quick snapshot & breakdown of how training was provided for the 2022-2023 Fiscal Year in these topic areas and also how it was distributed within these three groups.

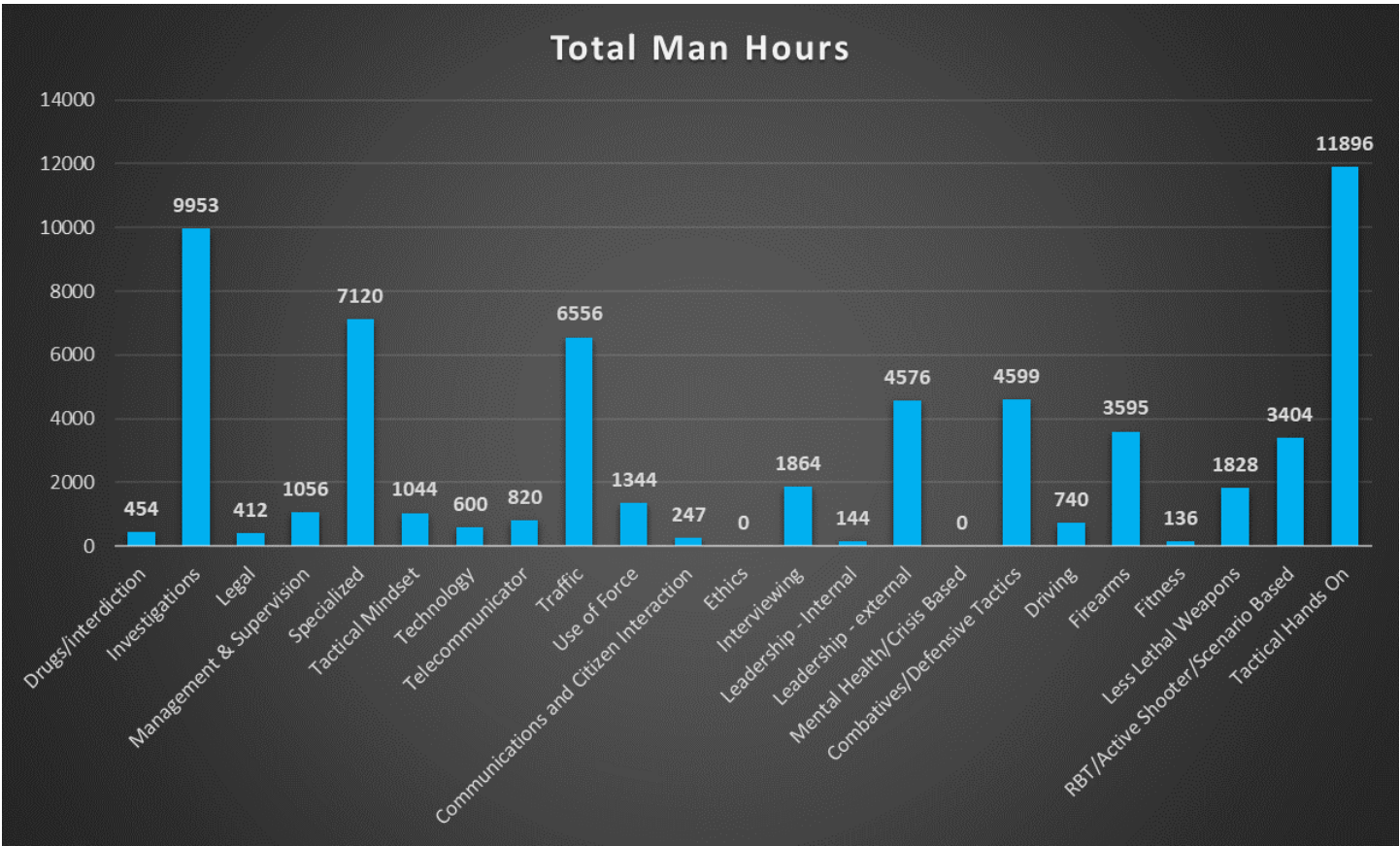
Scholar, Statesman, Warrior



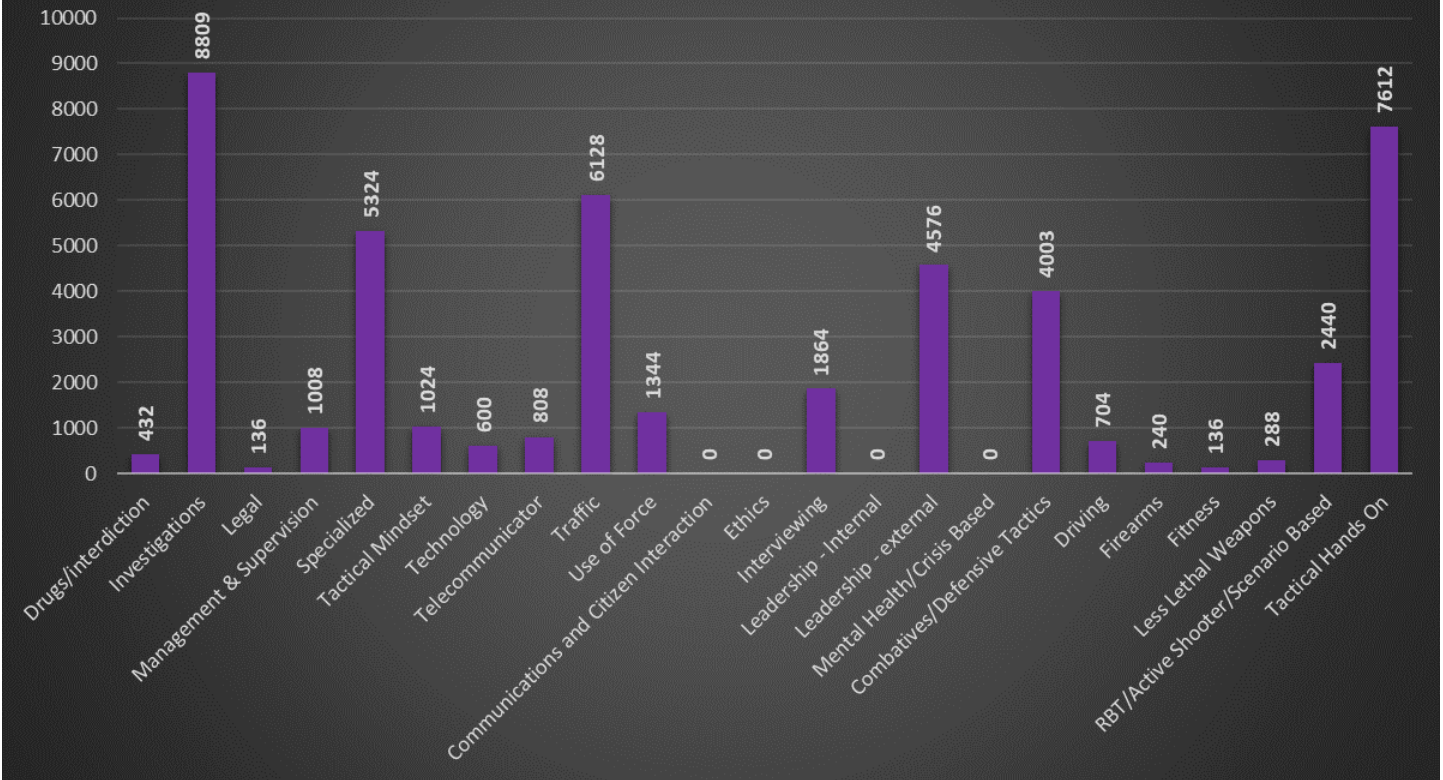


Topics Broken down individually in various categories

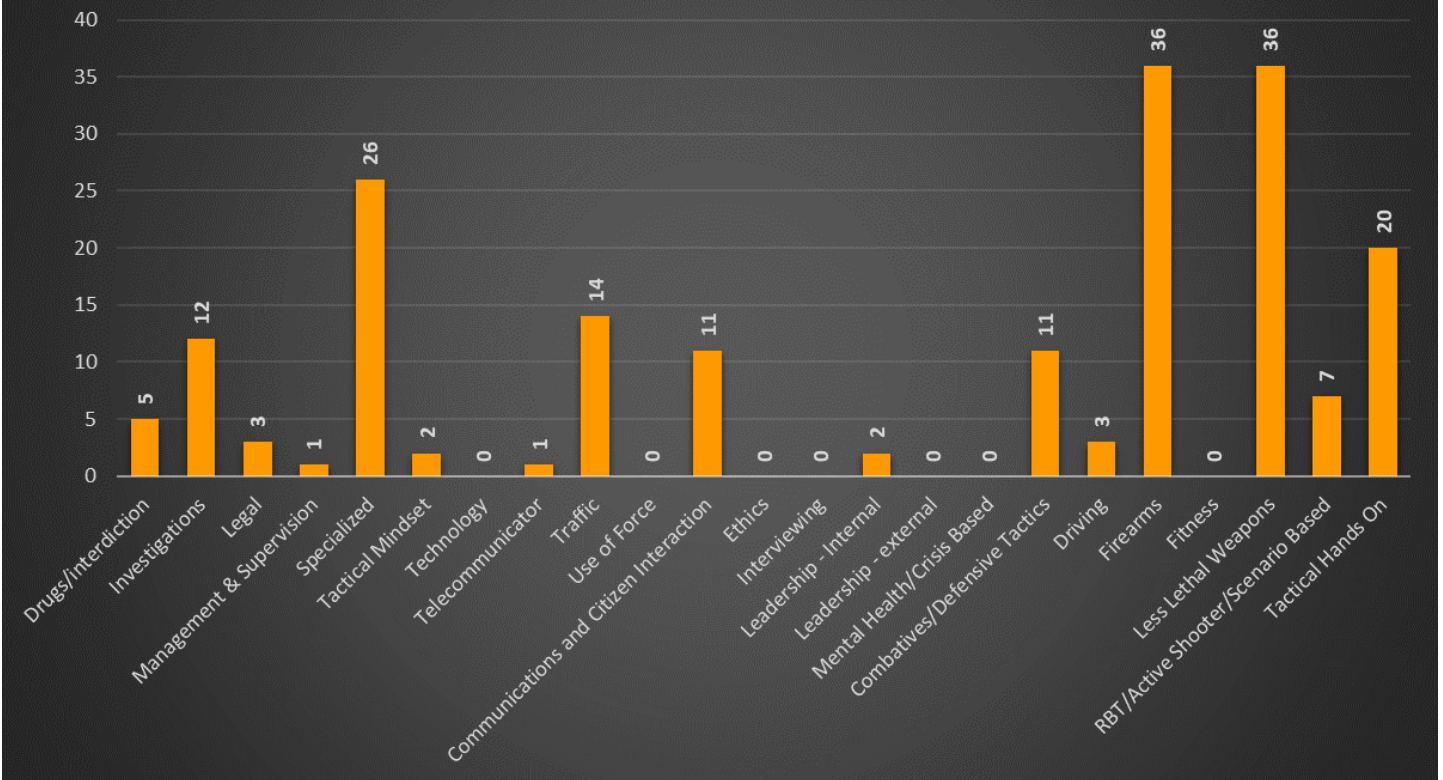


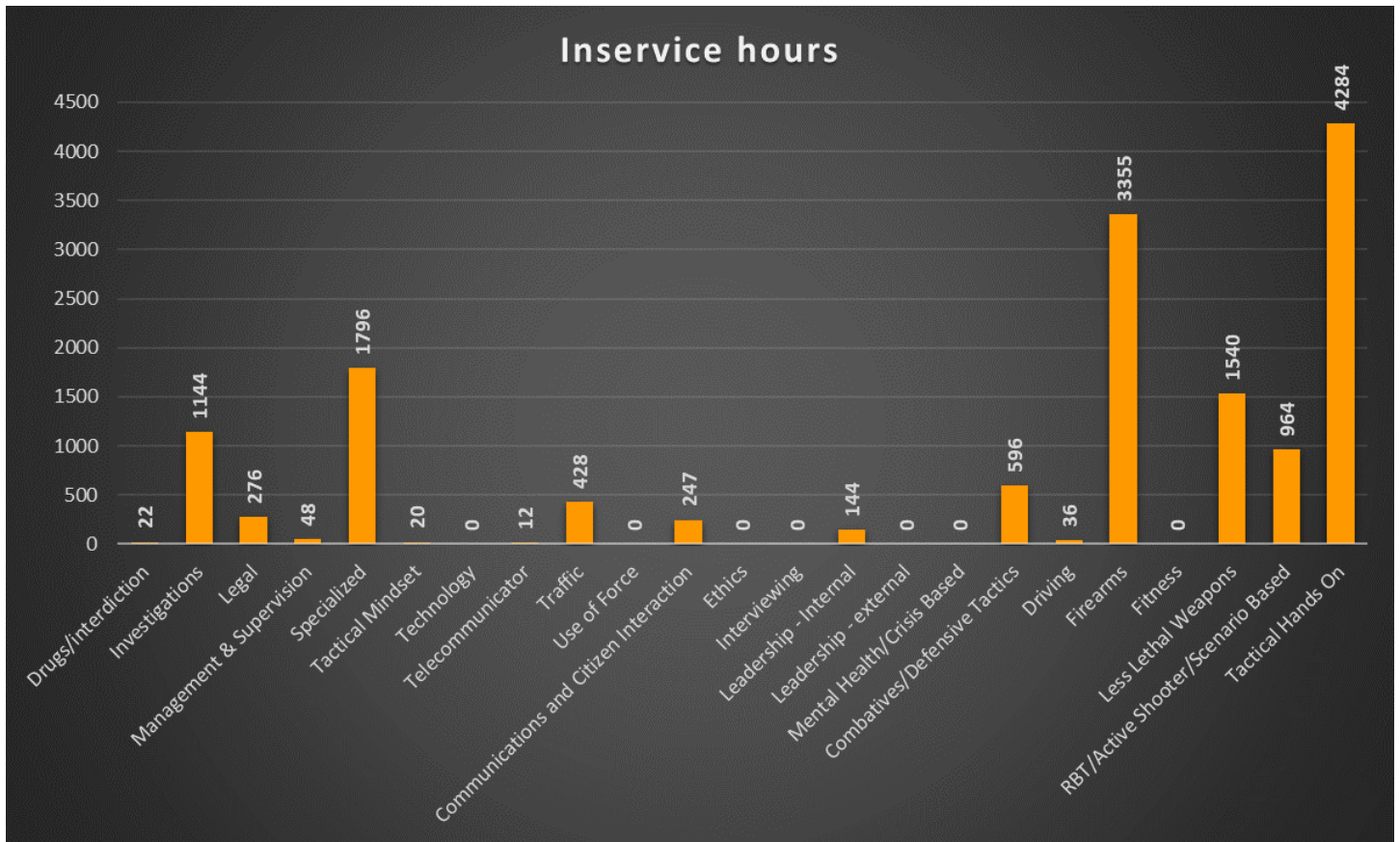


Hosted hours



Inservice Classes





Synopsis

This is an approximate overview of the training attendance and hours for employees, costs associated for training, other agency attendance & hours, and employee development for the fiscal year 2022-2023. If there are any other figures you would like to see, please let me know and I can create a supplemental report or further details can be found at:

L:\Division\pd\Training Division\Spreadsheets\Historical Training Spreadsheets\Training 2022-2023

Training Annual Executive Report created by Lt. Rene Alvarez, December 2023.